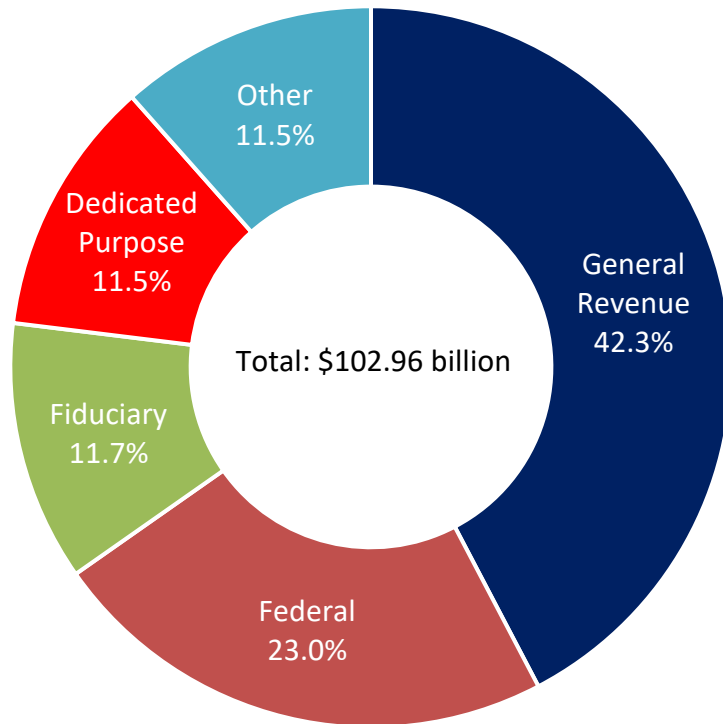


Operating Expenditures



GRF made up 42.3% of operating spending in FY 2025

Operating Spending by Fund Group
FY 2025

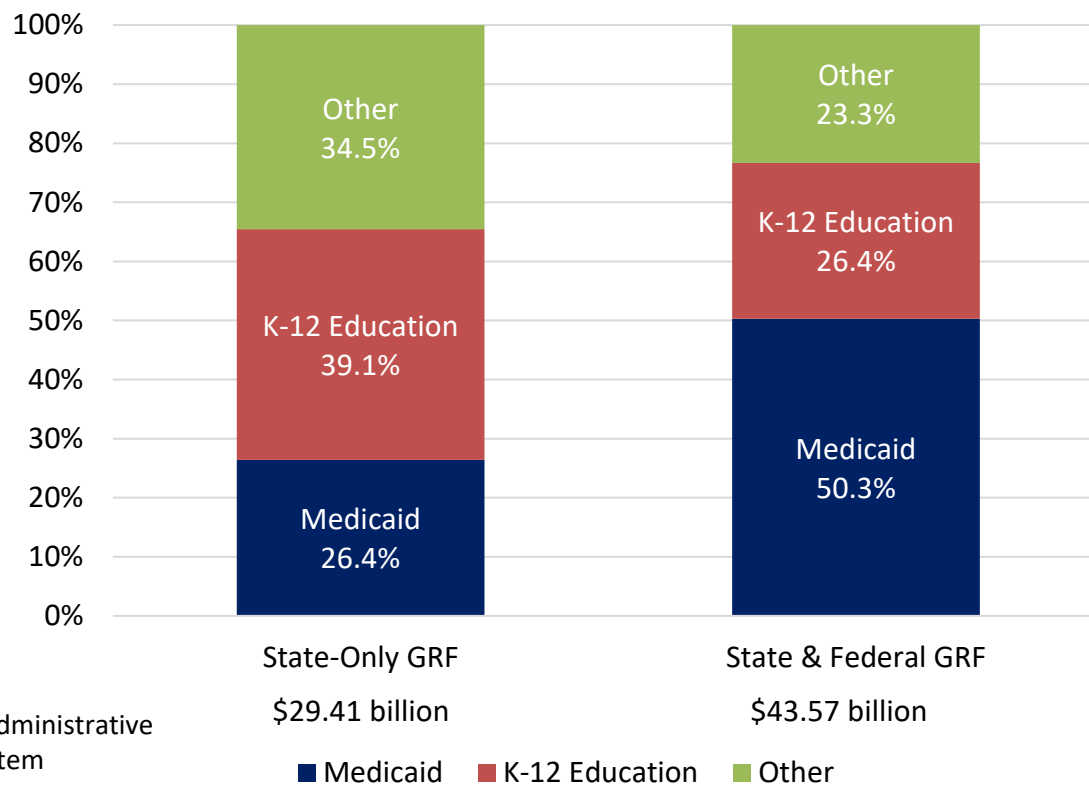


Source: Ohio Administrative Knowledge System

- In FY 2025, state operating spending totaled \$102.96 billion, of which \$43.57 billion (42.3%) came from the GRF, including \$14.15 billion in federal Medicaid reimbursements.
- The next largest source of operating spending was various federal funds at \$23.63 billion (23.0%).
- Spending from fiduciary funds totaled \$12.03 billion (11.7%).
- Spending from dedicated purpose funds totaled \$11.85 billion (11.5%) and included \$896.0 million from the federal government for state and local government COVID relief.
- The remaining \$11.88 billion (11.5%) of spending was from funds in ten other fund groups.

Medicaid and primary and secondary education are the two largest GRF spending areas

GRF Program Spending by Program Area
FY 2025

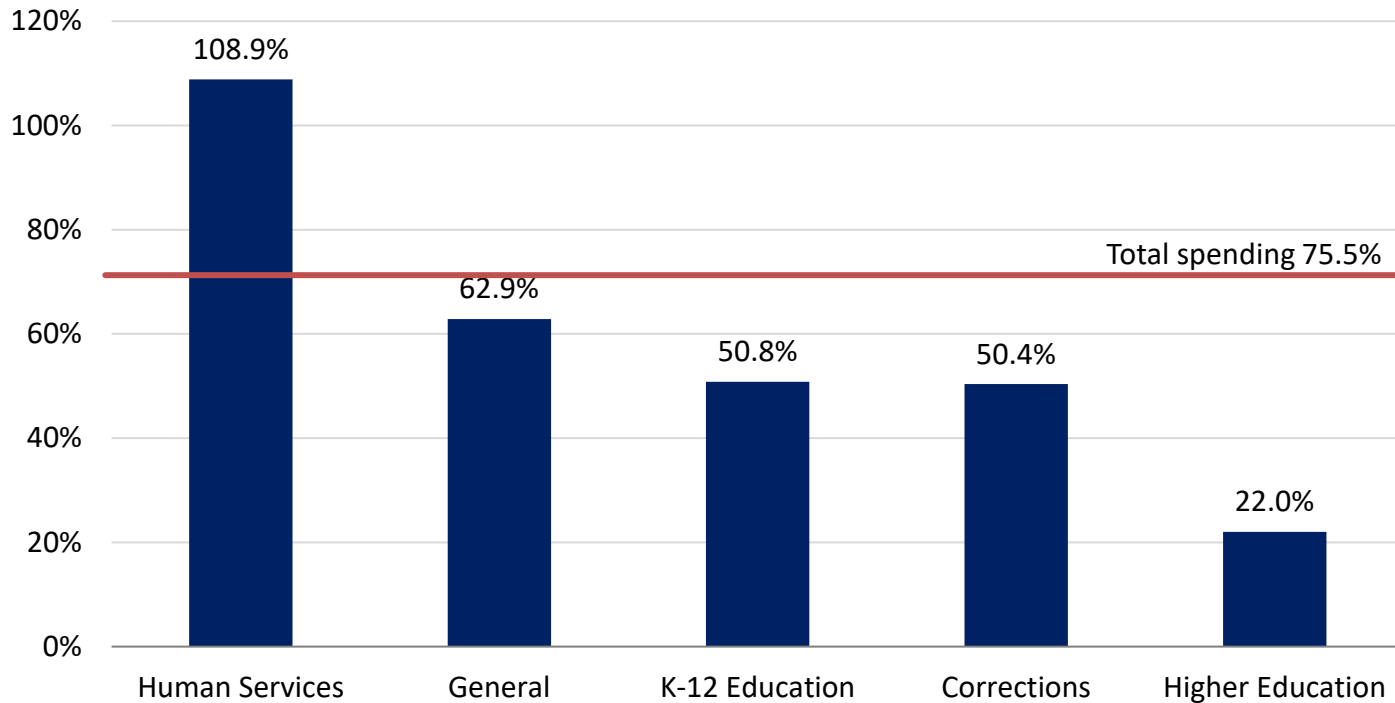


Source: Ohio Administrative Knowledge System

- GRF spending from only state sources totaled \$29.41 billion.
 - \$11.49 billion (39.1%) on primary and secondary education
 - \$7.77 billion (26.4%) on Medicaid
 - Other areas are higher education (\$2.98 billion, 10.1%), general government (\$2.73 billion, 9.3%), corrections (\$2.51 billion, 8.5%), and other health and human services (\$1.94 billion, 6.6%)
- GRF spending from both state and federal sources totaled \$43.57 billion.
 - Addition of \$14.15 billion in federal Medicaid reimbursements decreases primary and secondary education's share to 26.4% and increases Medicaid's share to 50.3% (\$21.92 billion).

Total state and federal GRF spending grew 75.5% over past two decades

GRF Spending Growth by Major Program Area
FY 2005-FY 2025



Sources: Ohio Administrative Knowledge System; Legislative Service Commission

- In nominal terms, total state and federal GRF spending increased 75.5% from FY 2005 to FY 2025.
- Human Services, including Medicaid, increased 108.9%. A large portion of this spending is reimbursed by the federal government.
- All other categories increased by less than overall spending.
- General Government had the second highest rate of increase (62.9%).
- Higher Education saw the smallest increase of 22.0%.