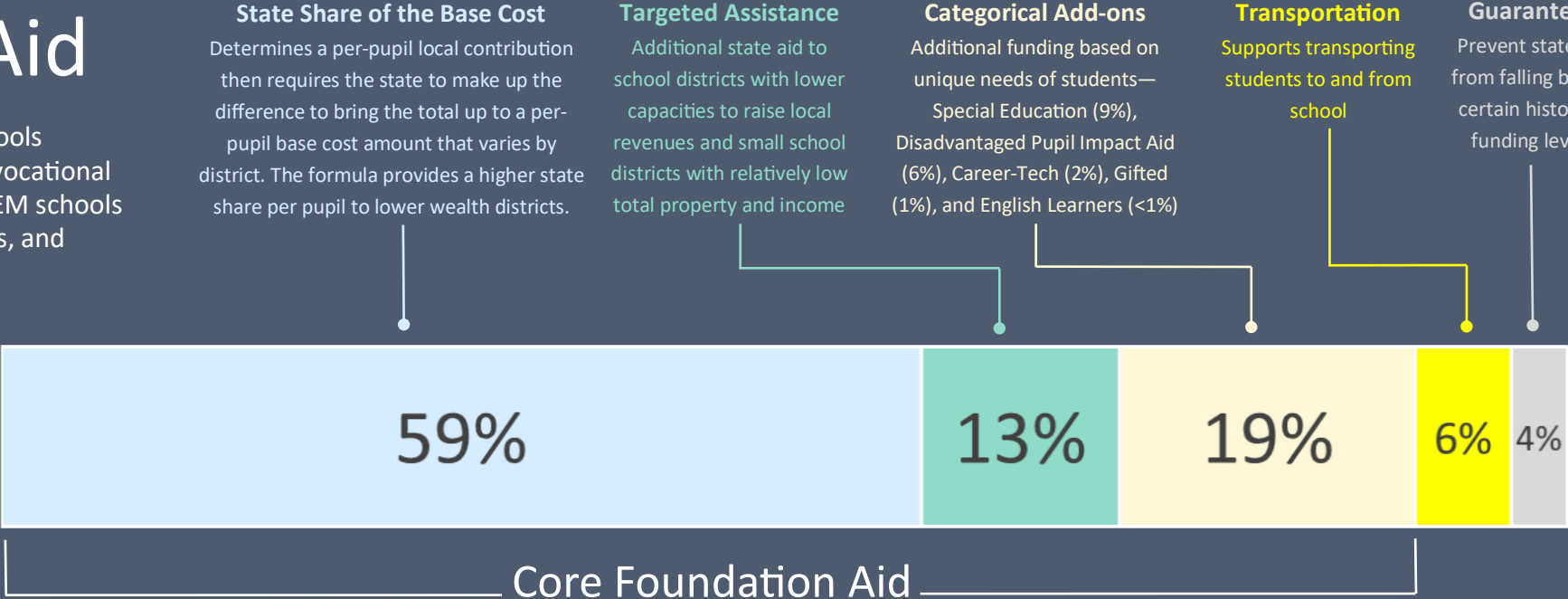


State Foundation Aid

- Ohio’s largest source of state support for public schools
- Distributed by formula to traditional districts, joint vocational school districts (JVSDs), community schools, and STEM schools
- Mostly based on enrollment, district property values, and district income

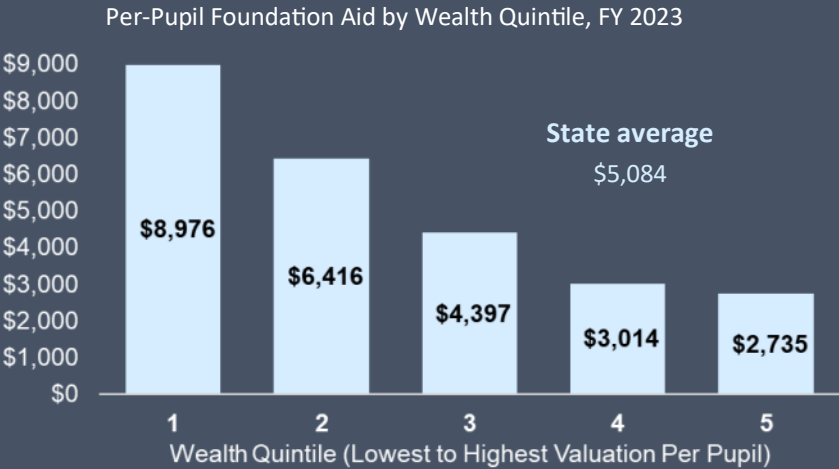
FY 2023
\$8.80 Billion
paid to school districts and other public schools



H.B. 110 of the 134th General Assembly established a new formula that phases-in most components at 16.67% in FY 2022 & 33.33% in FY 2023

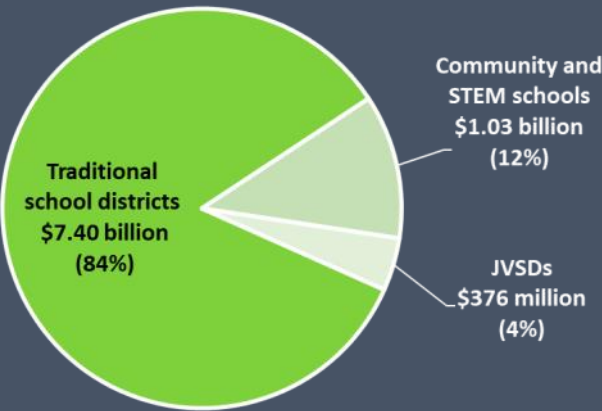
Core foundation aid = FY 2020 funding + [Phase-in % x (New formula - FY 2020 funding)]

Lower wealth districts receive more foundation aid per pupil than higher wealth districts



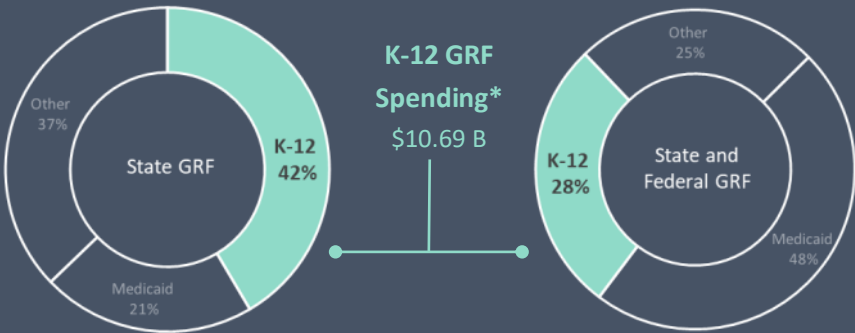
Community and STEM schools, Ohio’s largest school choice program, received \$1.03 billion in foundation aid in FY 2023.

Foundation Aid by School Type, FY 2023



Foundation aid is the largest component of state funding for K-12 education, which represents the largest share of state GRF and the 2nd largest share of state and federal GRF.

Shares of GRF Spending* by Program Area, FY 2023



* Includes non-GRF line items supported by GRF transfers