

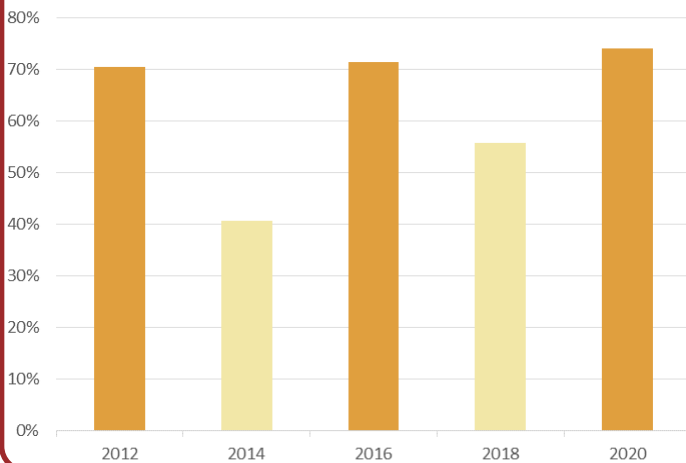


# Ohio Voter Turnout in the 2020 General Election

Legislative Budget Office of LSC

November 2022

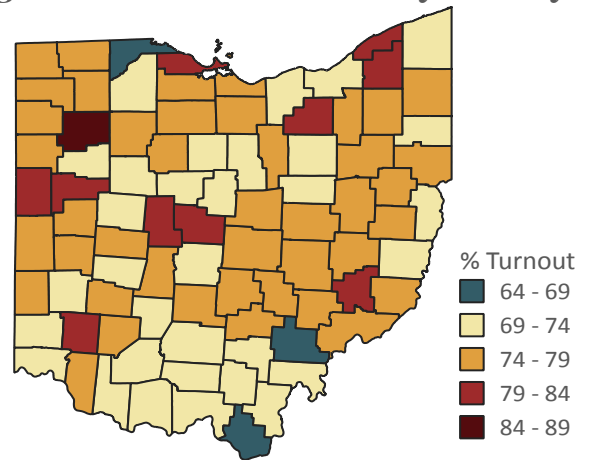
## % Turnout of Registered Voters



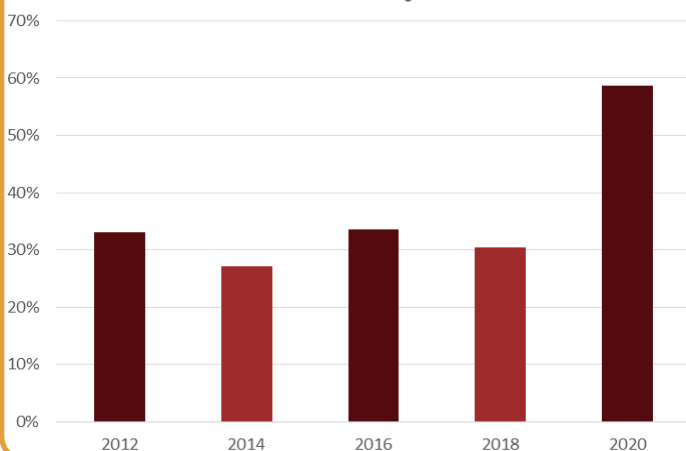
- Nearly 6 million of the approximately 8 million Ohio registered voters participated in the general election.
- The highest of the past five elections, turnout totaled 74% of registered voters.
- More registered voters turned out in presidential election years than midterm election years.

- Voter turnout was typically smaller in urban counties than suburban or rural counties.
- Turnout among registered voters by county ranged from approximately 64% to 85%.
- The median county turnout for registered voters was 75%.

## Registered Voter Turnout by County



## % of Votes Cast Early or Absentee



- Nearly 2.2 million Ohio citizens voted absentee and more than 1.3 million Ohio citizens voted early in person.
- These ballots were a larger portion of the total vote share as a result of the COVID-19 pandemic.
- The share of the vote cast by early and absentee voters totaled 59%, higher than the 31% average over the prior four elections.