

# SECOND CHANCE GRANT ANNUAL REPORT

2023



Department of  
Higher Education

College completion rates in American higher education have, unfortunately, been low throughout our nation’s history. Thankfully, a strong, nationwide focus on student success has resulted in significant improvements in the past decade. Ohio, in particular, has made significant strides in increasing the percentage of students who complete their college education. The National Student Clearinghouse Research Center notes that the six-year completion rate for the nation has improved from 52.9% for incoming students in 2009 to 62.2% for incoming students in 2017.<sup>1</sup> Ohio, though, has demonstrated superior improvement with an improvement from 53.0% in 2009 to 66.5% in 2017; only 13 states demonstrate higher six-year completion rates.<sup>2</sup>

While completion has improved, more than 25% of incoming freshmen at universities and more than 40% at community colleges do not return for their second year.<sup>3</sup> The reasons for not returning are varied and complex: financial, academic, occupational, familial, personal, and health issues all can impact the likelihood of a student returning to finish a degree or credential. Over time, students stopping out of higher education has resulted in 39 million Americans possessing some college credit, but no degree or credential.<sup>4</sup> There are approximately 1.3 million Ohioans with “some credit, no degree” (SCND).<sup>5</sup>

SCND adults are less likely than graduates to realize a return on investment from their experience in higher education – they demonstrate lower levels of personal and economic success and are more likely to default on any accumulated student debt. SCND adults can be categorized by their likelihood of returning to an institution of higher education and earning a degree or credential, with 9% of SCND adults (approximately 120,000 Ohioans) categorized as likely completers. This group is younger (under the age of 40), attended a postsecondary institution recently (within the past five years), is more likely than other SCND adults to have earned at least 60 college credits, and is more likely to have attended multiple institutions of higher education.

In October of 2021, the Second Chance Grant was established by the State of Ohio as a pilot program designed to provide financial assistance and incentive to SCND Ohioans looking to return to a postsecondary institution in order to earn a degree or credential. This pilot provided \$3 million in financial assistance in the form of \$2,000 grants to eligible returning students. Second Chance grants were made available to students pursuing any credential or degree up to a bachelor’s degree, provided they were demonstrating an upward trajectory in terms of credential attainment. Senate Bill 135 (SB 135) went into effect in July of 2022. SB 135 codified the Second Chance Grant Program into the Ohio Revised Code, moving it from a pilot program to an ongoing financial aid program. The original appropriation of \$3 million was fully disbursed by April of 2023.

---

1 Causey, J., Lee, S., Ryu, M., Scheetz, A., & Shapiro, D. (Nov 2022), Completing College: National and State Report with Longitudinal Data Dashboard on Six- and Eight-Year Completion Rates. (Signature Report 21), Herndon, VA: National Student Clearinghouse Research Center.

2 <https://nscresearchcenter.org/completing-college/>

3 <https://nscresearchcenter.org/wp-content/uploads/SCNCReportMay2022.pdf>

4 <https://nscresearchcenter.org/wp-content/uploads/SCNCReportMay2022.pdf>

5 <https://nscresearchcenter.org/some-college-no-credential/scncappendix-may2022/>

With the passage of the FY24-25 biennial budget bill (HB 33), the Second Chance Grant program received an additional appropriation of \$2 million in each of FY24 and FY25. HB 33 also increased the Second Chance award amount from \$2,000 to \$3,000. The FY24 appropriation has been fully allocated as of September 2023.

In 2022, Second Chance Grants were awarded to students at 62 postsecondary institutions. In 2023, Second Chance Grants were awarded to students at 51 postsecondary institutions.

*Figure 1: Postsecondary Institutions with Second Chance Grant Awardees*

2022 Institutions	2023 Institutions
Adams Dental Assisting Academy	Adams Dental Assisting Academy
Adult and Community Education - Columbus	Adult and Community Education - Columbus
Antioch University - Midwest	Apollo Career Center
Apollo Career Center	Assist to Succeed Dental Assisting School
Art Academy of Cincinnati	Butler Tech
Aultman College	Chamberlain University
Belmont College	Clark State College
Bowling Green State University	Cleveland State University
Brown & Clermont Adult Career Campuses	College of Wooster
Buckeye Hills Career Center	Columbus State Community College
Butler Tech	Cuyahoga Community College
Clark State College	Cuyahoga Valley Career Center
Cleveland Institute of Art	Delaware Area Career Center
Cleveland State University	Edison State Community College
College of Wooster	EHOVE Career Center
Cuyahoga Community College	Felbry College
Cuyahoga Valley Career Center	Fortis College
Delaware Area Career Center	James A. Rhodes State College
Edison State Community College	John Carroll University
Felbry College	Kent State University
Fortis College	Knox County Career Center
Franklin University	Lakeland Community College
Hocking College	Lorain County Community College
James A. Rhodes State College	Madison Adult Career Center
John Carroll University	Marion Technical College
Kent State University	Medina County Career Center
Lakeland Community College	National Center for Urban Solutions
Lorain County Community College	North Central State College

*(continued on next page)*

Figure 1: Postsecondary Institutions with Second Chance Grant Awardees (cont.)

2022 Institutions	2023 Institutions
Madison Adult Career Center	Northwest State Community College
Marion Technical College	Ohio Dominican University
Medina County Career Center	Ohio Media School
Miami Valley Technology Center	Ohio State University
Modern College of Design	Ohio University
Muskingum University	Owens Community College
MyComputerCareer	Penta Career Center
National Center for Urban Solutions	Polaris Career Center
North Central State College	Ross Medical Education Center
Northwest State Community College	Southeastern University
Ohio Media School	Southern State Community College
Ohio State University	Stark State College
Ohio University	Tiffin University
Owens Community College	University of Akron
Polaris Career Center	University of Toledo
Ross Medical Education Center	Valley College
Sandusky Career Center	Warren County Career Center
Shawnee State University	Washington County Career Center
Sinclair Community College	Washington State Community College
Southern State Community College	Wayne County Schools Career Center
Stark State College	Western Governors University
Tiffin University	Wright State University
University of Akron	Youngstown State University
University of Cincinnati	
University of Rio Grande	
University of Toledo	
Valley College	
Warren County Career Center	
Washington State Community College	
Wayne County Schools Career Center	
Western Governors University	
Wright State University	
Xavier University	
Youngstown State University	

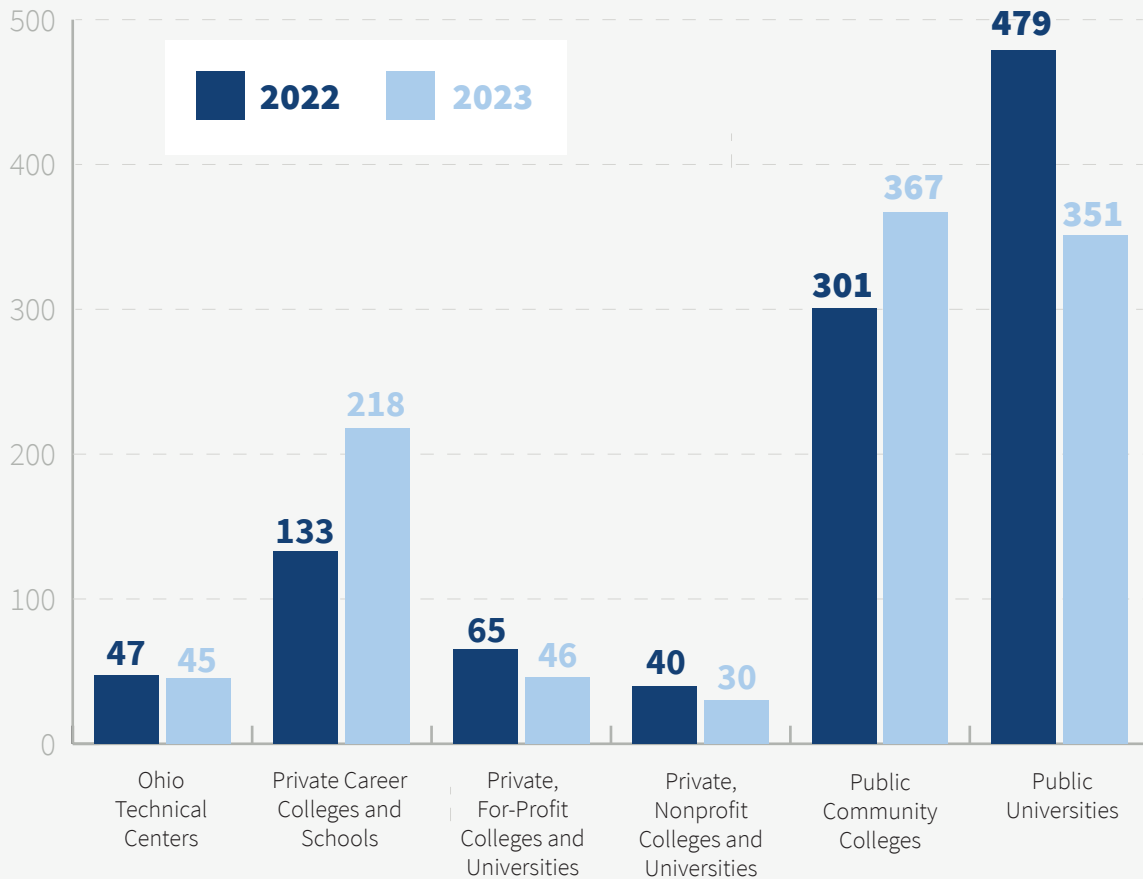
In 2022, the total number of grants awarded at any institution ranged from one to 132. In 2023, the number of grants awarded to any one institution ranged from one to 223. The 10 institutions awarding the most Second Chance Grants in 2022 are detailed in Figure 2.

*Figure 2: Institutions with the Most Second Chance Grants Awarded*

2022		2023	
Institution	Grants	Institution	Grants
Wright State University	132	Stark State College	223
North Central State College	83	National Center for Urban Solutions	149
Youngstown State University	79	Wright State University	125
National Center for Urban Solutions	78	Youngstown State University	97
Ohio University	75	North Central State College	55
Lorain County Community College	69	University of Toledo	43
Kent State University	65	Ross Medical Education Center	34
Fortis College	41	Kent State University	27
University of Toledo	37	Clark State College	26
Stark State College	34	Fortis College	25

Ohio’s public institutions of higher education accounted for the majority of grants awarded in both 2022 (73.2%) and 2023 (67.9%) (see Figure 3).

**Figure 3: Number of Second Chance Grants Awarded by Institutional Sector**



The Second Chance Grant is awarded to students who have disenrolled from a qualifying postsecondary educational institution. Many of the grant awardees return to the institution from which they had previously disenrolled, but others change institutions. Second Chance Awardees' previous institutions in both 2022 and 2023 are detailed in Figure 4.

*Figure 4: Previous Institutions of Second Chance Grant Awardees*

2022 Institutions	2023 Institutions
American National University	Adams Dental Assisting Academy, LLC
Antioch College	Antonelli College (CLOSED 2020)
Art Academy of Cincinnati	Apollo Career Center
Ashland University	Arizona College of Nursing
Aultman College	Ashland University
Baldwin Wallace University	Baldwin Wallace University
Bluffton University	Bowling Green State University
Bowling Green State University	Brown Mackie College (CLOSED 2018)
Bradford School (CLOSED 2020)	Capital University
Brown & Clermont Adult Career Campuses	Casal Aveda Institute
Bryant & Stratton College	Cedarville University
Capital University	Central Ohio Technical College
Career Step Academy, LLC dba CSA OHIO	Central State University
Cedarville University	Chatfield College
Central Ohio Technical College	Choffin Career Center
Central State University	Cincinnati Christian University (CLOSED 2019)
Chamberlain University	Cincinnati State Technical & Community College
Choffin Career Center	Clark State College
Christ College of Nursing and Health Sciences	Cleveland State University
Cincinnati State Technical & Community College	College of Wooster
Clark State College	Columbus State Community College
Cleveland State University	Cuyahoga Community College
College of Wooster	Cuyahoga Valley Career Center
Collins Career Technical Center	Dayton School of Medical Massage
Columbus State Community College	DeVry University
Cuyahoga Community College	Eastern Gateway Community College
Delaware Area Career Center	Edison State Community College
DeVry University	EHOVE Career Center
Eastern Gateway Community College	ETI Technical College of Niles

*(continued on next page)*

*(continued on next page)*

(continued from previous page)

2022 Institutions	2023 Institutions
Edison State Community College	Felbry College
Felbry College	Fortis College
Fortis College	Franciscan University of Steubenville
Franklin University	Franklin University
Herzing University	Herzing University
Hocking College	Hocking College
Hondros College	Hondros College
James A. Rhodes State College	James A. Rhodes State College
Kent State University	John Carroll University
Kettering College	Kent State University
Lakeland Community College	Kettering College
Lorain County Community College	Lakeland Community College
Marion Technical College	Lakewood University
Mercy College of Ohio	Larock Healthcare Academy
Miami University	Lorain County Community College
Miami Valley Career Technology Center	Lourdes University
Modern College of Design	Madison Adult Career Center
Mount Carmel College of Nursing	Mahoning County Career and Technical Center
Mount Vernon Nazarene University	Marion Technical College
North Central State College	Mercy College of Ohio
Northwest State Community College	Miami University
Notre Dame College	Mount Vernon Nazarene University
Ohio Business College	North Central State College
Ohio Media School	North Coast College
Ohio Medical Career Center	Northwest State Community College
Ohio Northern University	Notre Dame College
Ohio State University	Ohio Business College
Ohio Technical College	Ohio Christian University
Ohio University	Ohio Dominican University
Otterbein University	Ohio Media School
Owens State Community College	Ohio Northern University
Polaris Career Center	Ohio State University
Raphael's School of Beauty Culture	Ohio University
Rio Grande Community College	Otterbein University
Ross College	Owens Community College

(continued on next page)

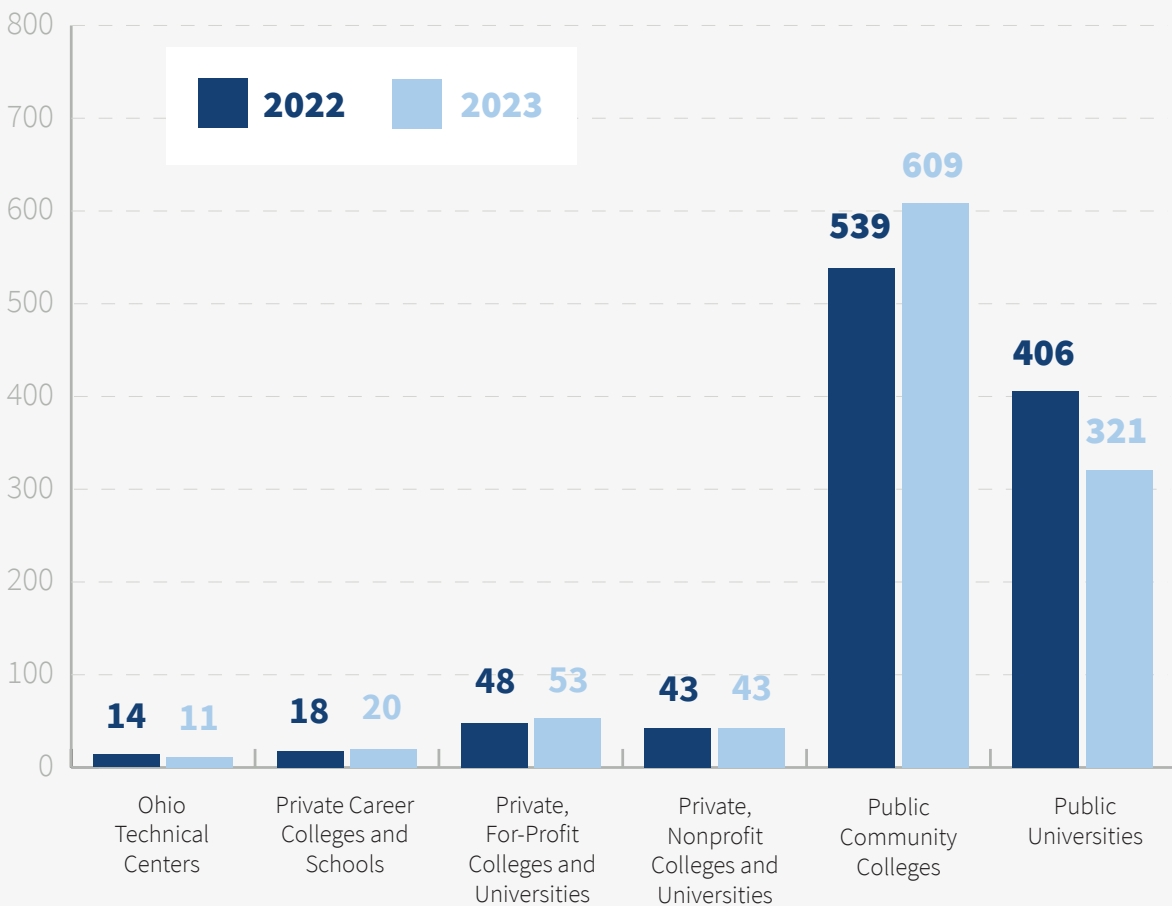


(continued from previous page)

2022 Institutions	2023 Institutions
Ross Medical Education Center	Portage Lakes Career Center
Shawnee State University	Professional Skills Institute
Sinclair Community College	Remington College
Southern State Community College	Ross Medical Education Center
Stark State College	Shawnee State University
Stautzenberger College	Sinclair Community College
Terra State Community College	South University
Tiffin University	Southern State Community College
Tri-County Career Center	Southeastern University
Ultimate Healthcare Solutions	Stark State College
University of Akron	Tiffin University
University of Cincinnati	University of Akron
University of Dayton	University of Cincinnati
University of Northwestern Ohio	University of Dayton
University of Phoenix	University of Findlay
University of Rio Grande	University of Mount Union
University of Toledo	University of Phoenix
Valley College	University of Toledo
Washington State Community College	Walsh University
Willoughby-Eastlake City School District	Washington State Community College
Wittenberg University	Wayne County Schools Career Center
Wright State University	Wilberforce University
Xavier University	Wright State University
Youngstown State University	Youngstown State University
Zane State College	Zane State College

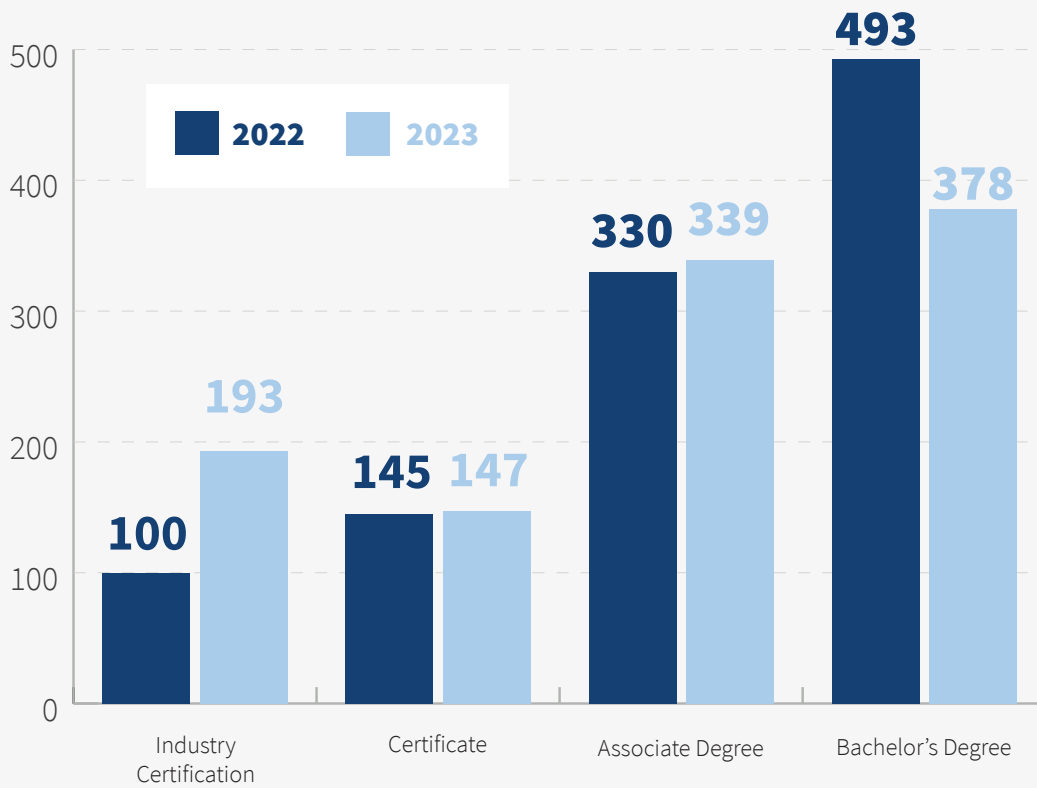
Awardees' previous institutions represent every sector in Ohio (Figure 5). In both 2022 and 2023, Ohio's public community colleges account for over 50% of awardees' previous institutions. This is unsurprising given that nationwide, community colleges have a higher rate of attrition after freshman year (approximately 40%) compared with universities (approximately 25%), and students who had earned an associate degree at a community college and are seeking a bachelor's degree are eligible for a Second Chance grant.

*Figure 5: Previous Institutions of Second Chance Awardees by Institutional Sector*



The majority of Second Chance grant awardees pursued a degree (associate or bachelor’s) in both 2022 (77.1%) and 2023 (67.8%) (Figure 6). Compared with 2022 awardees, awardees in 2023 pursued greater numbers of industry-recognized credentials and fewer bachelor’s degrees. This reflects the increase in Second Chance Grant utilization by career colleges and schools and the decreased use at public universities (Figure 3).

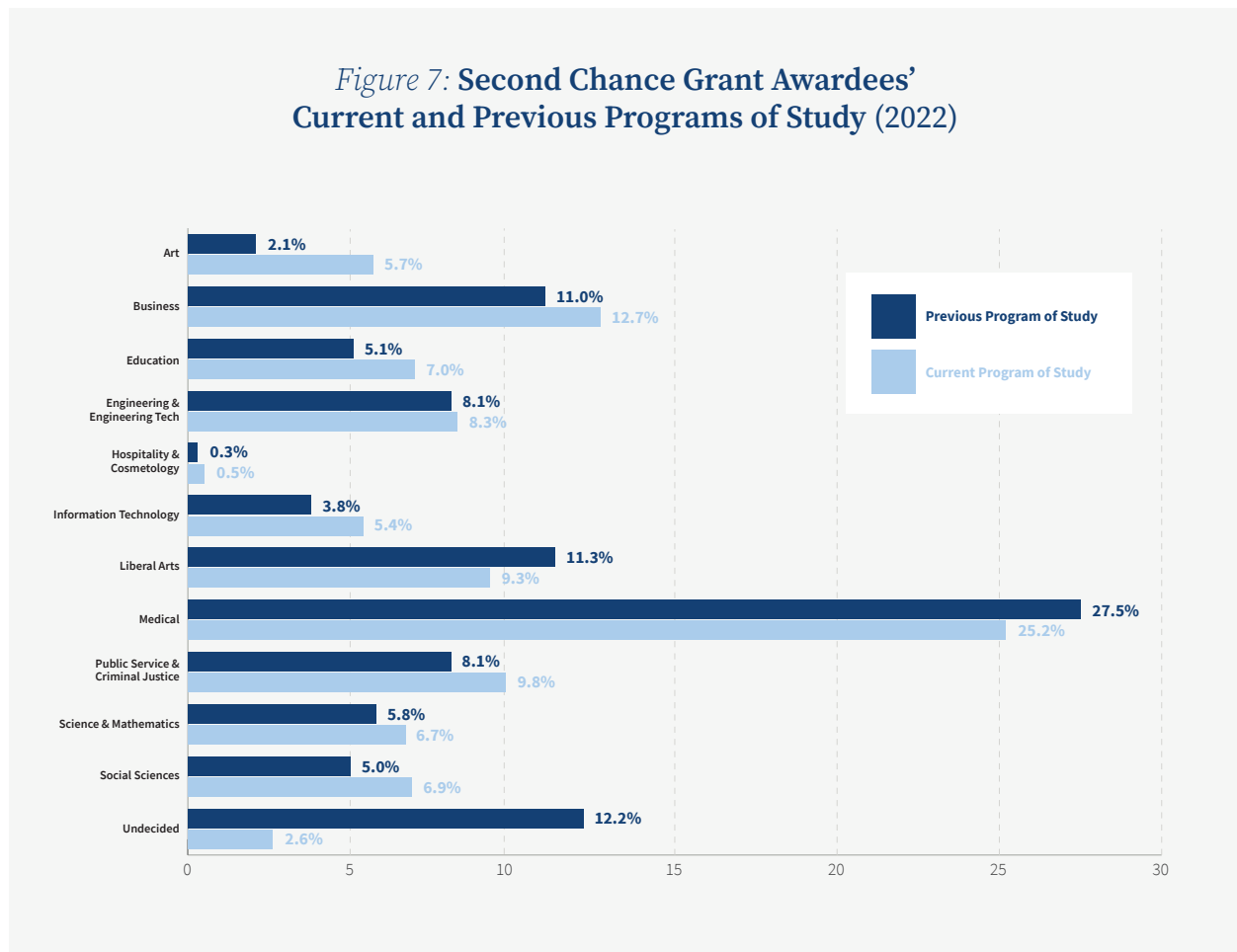
Figure 6: Degree or Credential Sought by Second Chance Grant Enrollees



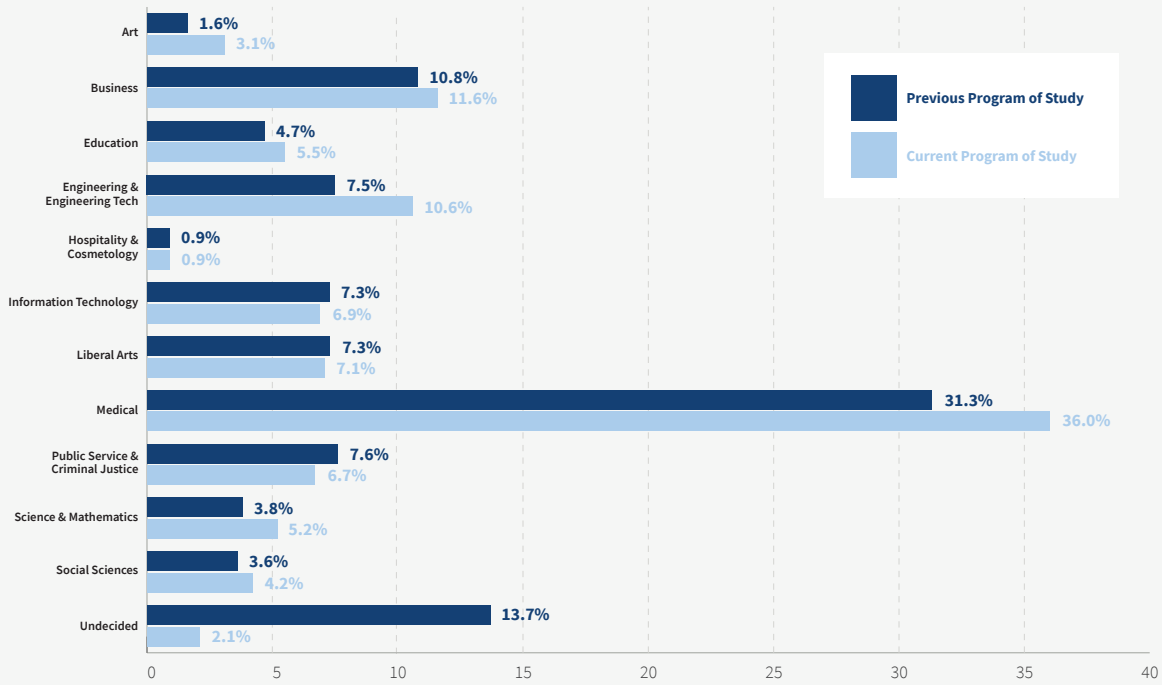
In 2022, Second Chance Grant recipients most commonly re-enrolled in medical (25.2%), business (12.7%), and public service & criminal justice (9.8%) programs of study. In their previous experience with postsecondary education, these students had enrolled most often in medical (27.5%) and liberal arts (11.3%) programs of study, or had been undecided (12.2%).

In 2023, Second Chance Grant recipients most commonly re-enrolled in medical (36.0%), business (11.6%), and engineering and engineering technology (10.6%) programs of study. In their previous experience with postsecondary education, these students had enrolled most often in medical (31.3%) and business (10.8%) programs of study, or had been undecided (13.7%).

Figures 7 and 8 detail recipients' current and previous programs of study.



*Figure 8: Second Chance Grant Awardees' Current and Previous Programs of Study (2023)*



As demonstrated in Figure 9, approximately two-thirds (66.4%) of Second Chance Grant recipients in 2022 are currently continuing with their program of study and enrolled in postsecondary education (36.4%) or have already earned a credential or a degree as a result of their re-enrollment (30.0%). The remaining one-third (33.5%) of 2022 Second Chance grantees have dropped out or withdrawn from the institution where they re-enrolled.

**Figure 9: Second Chance Grant Awardees' Current Enrollment/Attainment Status (2022)**

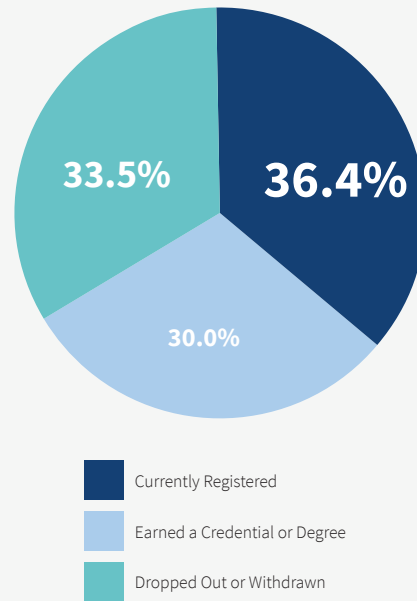
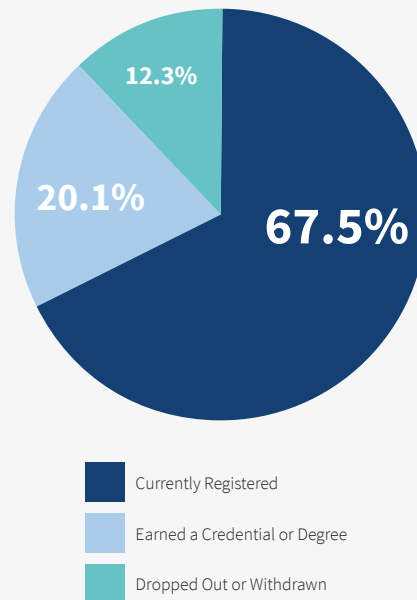


Figure 10 demonstrates that over two-thirds (67.5%) of these awardees are still enrolled in their postsecondary institution. This is unsurprising; as compared with 2022 awardees, 2023 Second Chance Grant recipients have had less time to either complete a credential (20.1%) or disenroll (12.3%).

**Figure 10: Second Chance Grant Awardees' Current Enrollment/Attainment Status (2023)**





**Department of  
Higher Education**