



Legislative Budget Office of the Legislative Service Commission


WWW.LSC.OHIO.GOV/BUDGET CENTRAL

WENDY ZHAN
DIRECTOR
(614) 728-4814


MELANEY CARTER
ASSISTANT DIRECTOR
(614) 466-6274



- ◆ **BASELINE FORECAST** of GRF tax revenue and Medicaid expenditures
- ◆ Presented to the House and Senate Finance Committees at the beginning of their respective budget process
- ◆ Updated and presented to the Conference Committee on the main operating budget

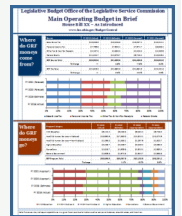


- ◆ **REDBOOKS:** comprehensive analysis of the executive budget proposal (the introduced version of a budget bill), agency by agency; produced at the beginning of the budget process
- ◆ **GREENBOOKS:** similar to Redbooks but analyze the enacted budget and focus more on the GRF; agency by agency; produced after the enactment of the budget



LEGISLATOR'S GUIDE TO NONPARTISAN BUDGET PRODUCTS & SERVICES

- ◆ **BUDGET IN BRIEF:** the big picture of an operating budget bill
- ◆ The main operating budget in brief focuses on the GRF and is updated for each of the four key decision points (Introduced, House Passed, Senate Passed, and Enacted)
- ◆ The transportation and workers' compensation budgets in brief are updated twice: Introduced and Enacted



- ◆ **BILL ANALYSIS:** detailed analysis of the Revised Code and various non-appropriation programmatic changes
- ◆ Updated four times (Introduced, House Passed, Senate Passed, and Enacted)

- ◆ **AMENDMENTS** (and substitute bills): reflect legislative changes to the executive budget proposal
- ◆ Contact LSC Finance liaisons to expedite your amendment drafting requests
- * LSC email address convention: FirstName.LastName@lsc.ohio.gov

House Finance liaisons:
Research—Alyssa Bethel; Erika Padgett
Fiscal—Shannon Pleiman; Nicholas Blaine

Senate Finance liaisons:
Research—Jeff Grim; Nick Thomas
Fiscal—Joe Rogers; Maggie West

Legislative Budget Office of the Legislative Service Commission

WWW.LSC.OHIO.GOV/BUDGET CENTRAL







- ◆ **COMPARE DOC:** a comparative analysis of an operating budget bill
- ◆ Designed to see clearly and concisely the differences of each budget provision in different versions of the budget
- ◆ Consists of a brief description and a summary analysis of the fiscal effect of each provision
- ◆ Includes a unique CD number (e.g., EDUCD15) for each entry to enable easy tracking of a provision's changes throughout the entire budget process
- ◆ From the beginning to end, there are 10 versions of the Compare Doc to coincide with each budget decision point
- ◆ Expands from a one-column base document to a four-column Compare Doc that summarizes each budget provision as it exists in the Introduced (Executive), House Passed, Senate Passed, and Enacted versions of the budget bill.
- * **FEE LIST:** the fee change related Compare Doc entries are compiled into a separate document and updated four times during the budget process



Together, the **Compare Doc** and **Appropriation Spreadsheet** summarize the legislative changes to the executive budget proposal.

- ◆ **APPROPRIATION SPREADSHEET:** details line item appropriations for each agency, comparing each item's appropriations as they exist in different versions of the budget.
- ◆ Similar to the Compare Doc, from beginning to end 10 versions of the Appropriation Spreadsheet to coincide with each budget decision point
- ◆ Beginning with two tables that summarizes total GRF and all-funds appropriations, respectively, for each agency
- ◆ **SCHOOL FUNDING:** district-by-district estimate of foundation aid formulas
- ◆ **BUDGET FOOTNOTES:** monthly publication (including an Infographic version) that tracks the status of the GRF, various budget issues, and the economy



 <p>Catalog of Budget Line Items: provides information on every line item for every state agency; published annually in the fall; also updated at the beginning of the budget process</p>	 <p>Biennial publication that provides a broad overview of Ohio's economy, public finances, and major government programs</p>
 <p>Annual publication that breaks down state operating subsidies and capital spending by county</p>	 <p>Annually updated tables in Excel and pdf formats, some of data goes back to the early 1970s</p>